平面図 S=1/20



正面図 S=1/20

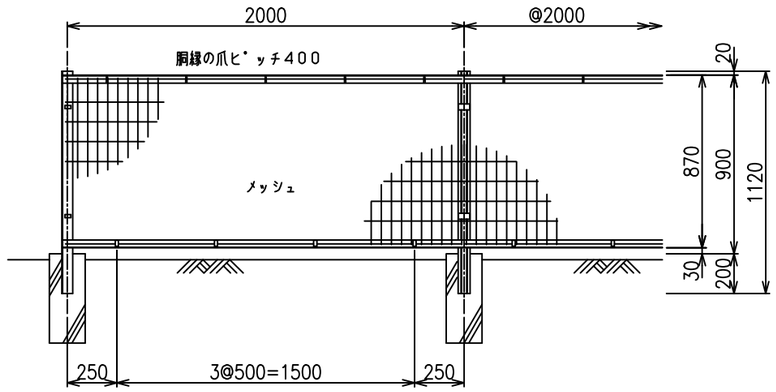

側面図 S=1/20

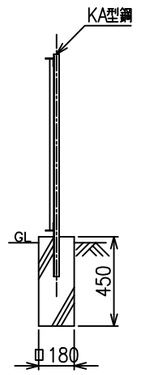

主柱 S=1/3

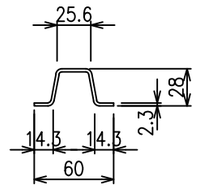

胴縁 S=1/3

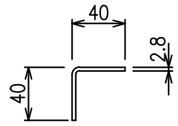

端柱 S=1/3

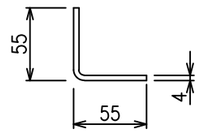

取付金具類詳細図

主柱用 S=1/3

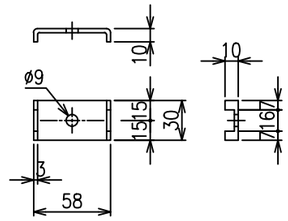

端柱用・下胴縁用 S=1/2

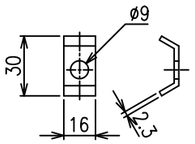

メッシュ取付部 S=1/5

上胴縁

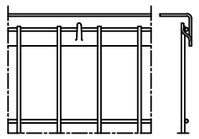

主　柱

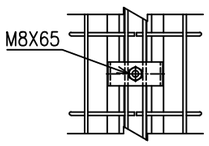

下胴縁

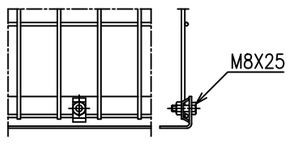

端　柱

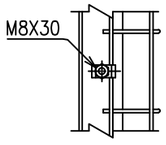

主柱胴縁取付部 S=1/4

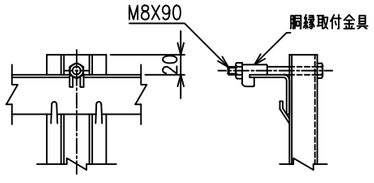

胴縁詳細図 S=1/5

上胴縁

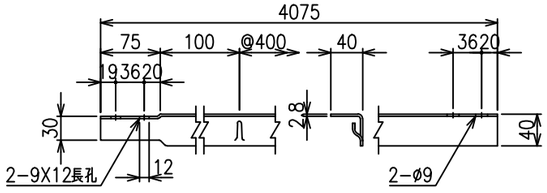

下胴縁

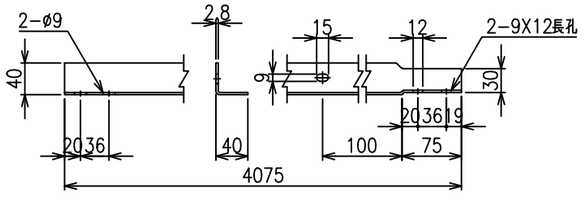

胴縁継手部 S=1/5

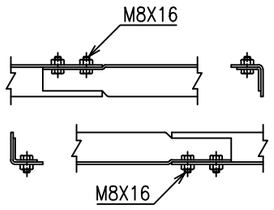

メッシュ寸法図 S=1/5

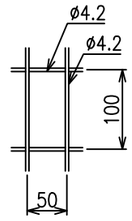

	外径	芯径	塗装
縦線・横線	φ4.2	φ4.0	静電粉体塗装

*出力する用紙サイズにより、表示された縮尺とは異なる場合があります。